



Year: 2

Focus Skill: Painting

Term: Autumn

Images

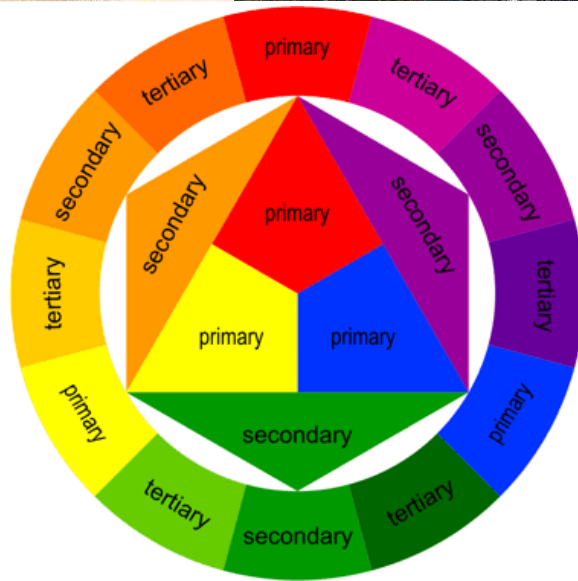
What I've already learned

End Goal



- Begin to explore and experiment with the primary colours
- Mix primary colours to create secondary colours
- Describe collections of colours
- Discuss and use warm and cold colours
- Describe favourite colours and why colours may be used for different purposes
- Explore a range of paint, brush sizes and tools
- Appraise the work of Henri Matisse, creating our own pieces with strong colours


- Begin to describe a range of colours independently
- Mix a range of secondary and tertiary colours
- Be able to discuss the colour wheel
- Talk about why they have selected colours for their artwork
- Begin use a range of paint and discuss why some are more suited to particular painting styles
- Create a Great Fire of London painting in the style of Van Gogh's Starry Night
- Discuss Post-Impressionism and look at other examples



Focus Artist

Key Vocabulary

Vincent Van Gogh
1853 - 1890, Netherlands



Primary colours - red, yellow and blue
 Secondary colours - orange, purple and green
 Colour wheel - a wheel showing the 3 tiers of colours
 Warm colours - red, yellow and orange
 Cool colours - blue, green and purple
 Line - a mark longer than it is wide
 Tone - how light or dark something is
 Shape - a 2D design with closed lines
 Observation - looking and watching
 Abstract - no recognisable subject
 Cartoon - not realistic, sometimes 'cute'
 Post-Impressionism - vivid colours, thick brushstrokes



Guildden Sutton Church of England Primary School - Art Knowledge Organiser

Year: 2

Focus Skill: Collage

Term: Autumn

Images

What I've already learned

End Goal



- Begin to use scissors and tearing to create a range of shapes
- Create an image from a variety of cut or torn media
- Arrange and glue materials to different backgrounds
- Create an Autumn collage using found materials and leaves


- Experiment with a range of collage techniques such as tearing, overlapping and layering to create images and represent textures
- Use sketchbooks to design collage creations
- Collect, sort and arrange materials according to colour or texture
- Create a skyline of London to form a GFOL collage in the style of Van Gogh (Starry night)
- Remembrance Day Poppy fields collage pictures



Focus Artist

Key Vocabulary

Vincent Van Gogh
1853 - 1890, Netherlands



Collage - different pieces stuck together to create a new piece of artwork

Tissue - very thin translucent paper

Layers - placing pieces on top of each other

Organic shapes - shapes naturally forming from rips and tears



Geometric shapes - known 2D shapes cut or printed

Background - what is behind the front image



Guilden Sutton Church of England Primary School - Art Knowledge Organiser



Year: 2	Focus Skill: Painting	Term: Spring
Key Vocabulary	What I've already learned	
<p>Line</p> <p>Tone - shading in a picture</p> <p>Shape</p> <p>Observation - looking at something</p> <p>Abstract - general rules and concepts don't apply</p> <p>Cartoon - a simple drawing with exaggerated features</p> <p>Portrait - painting of a person</p> <p>self-portrait - drawing/ painting of yourself done by you</p>	<p>Explore a range of drawing tools to make marks</p> <p>Begin to control the types of marks made with a range of media.</p> <p>Draw on different surfaces</p> <p>Explore different textures</p> <p>Draw from imagination</p> <p>Explore drawing from observation</p> <p>Investigate textures by describing, naming, rubbing and copying</p> <p>Produce a range of patterns</p>	
End Goal	Focus Artist	Images
<ul style="list-style-type: none"> Show increased control over pencil skills with more attention to detail in faces and bodies Draw lines of different sizes and thicknesses, with a variety of media (e.g., charcoal, pencil, and pastels) Show patterns and texture using lines and dots Sketch to make records Investigate tone by drawing light/dark lines using pencil Investigate textures and produce an expanding range of patterns Self-portrait in the style of Paul Klee Compare Klee and Da Vinci - Mona Lisa (Links with history work) - introduction to the Renaissance period 	<p>Da Vinci 1452 - 1519, Italy</p> <p>Paul Klee 1879 - 1940, Switzerland</p> <div style="text-align: center;">  </div>	